

# 1. Cinderella

Self, Family, Home, Friends and Pets

## Learning Outcomes

- ▶ read aloud the story with fluency
- ▶ learn antonyms
- ▶ learn to identify and use common nouns and proper nouns
- ▶ learn to give your introduction



### Digital Desk



### Warm-up



Do you think fairies exist?  
Can they make all your  
wishes come true? Tell the  
class about a time when  
you asked for something  
and your wish came true.



A fairy tale is a story written for children. It has imaginary characters such as elves, witches or fairies. These tales usually talk about magic or magical times in the story. Fairy tales are often passed down from storyteller to storyteller before being recorded in books. Some famous fairy tales are 'Snow White', 'Rumpelstiltskin' and 'Thumbelina'. Look at this picture and guess the name of the fairy tale.



### Cross-curricular Connection

Read a story about a beautiful girl and a fairy.

Once there lived a girl named Cinderella. She lost her parents at a young age. She lived with her stepmother and two stepsisters. Her stepmother was very **cruel** to her. She made her do all the **household** work. Her stepsisters also did not like her at all. Despite all this, Cinderella grew up to be a kind girl who was loved by everyone but her stepmother and her stepsisters.

One day, a **messenger** arrived at their doorstep with an **invitation**. The King had ordered to organise a **royal ball** at his palace as he wanted his son to choose a bride. All the unmarried, young women were invited to the ball, including Cinderella! The stepsisters were very excited about the ball. Cinderella was excited too and wanted to attend the ball. She asked her stepsisters **meekly**, 'I wish you would take me to the ball with you.'

**cruel:** someone who causes pain to others

**household:** related to a house or the people living in it

**messenger:** a person who gives a message to people

**invitation:** spoken or written request to someone to go somewhere or do something

**royal:** related to the king or the queen

**ball:** a large party with dancing

**meekly:** quietly



'It is no place for you; stay at home and do your work,' said the elder stepsister.

The stepmother did not want Cinderella to go to the ball as she was jealous of her beauty. She wanted the Prince to meet her daughters and marry one of them. So, she kept Cinderella busy with the household work.

The stepsisters left for the royal ball, leaving Cinderella at home. She burst into tears and as she was crying, a voice called to her from the garden. She went to see who it was and was surprised to see the Fairy Godmother!

'Do not cry, Cinderella,' said the Fairy Godmother. 'You too shall go to the ball because you are kind and have a good heart. Bring me a large pumpkin, a rat and four grasshoppers.'

Cinderella did, as told. The Fairy Godmother turned the pumpkin into a **carriage**, the rat into a coachman and the four grasshoppers into horses with her magic wand. Then, she turned Cinderella into a beautiful princess and gave her lovely glass slippers to wear.

The Fairy Godmother **warned** Cinderella to return before **midnight**.

Cinderella arrived at the ball. The moment the Prince saw her, he fell in love with her. They danced together till midnight. As the clock struck twelve, Cinderella rushed out to her carriage, leaving one of her slippers behind.



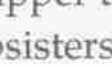
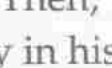


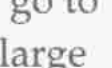
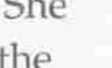
The Prince looked everywhere but he could not find Cinderella. Then, he found her glass slipper. He announced that if there was a lady in his kingdom whose foot size was the same as the size of the glass slipper, she would be his wife.

The prince went to every house in his kingdom with the glass slipper to find Cinderella. All the young ladies, including Cinderella's stepsisters,

**carriage:** a road vehicle, usually with four wheels, that is pulled by one or more horses

**warned:** told someone about something dangerous that could happen

**midnight:** 12 o'clock at night





tried the glass slipper, but it did not fit anyone. Finally, Cinderella tried the glass slipper and it fit perfectly.

The Prince realised that Cinderella was the same girl who he had danced with at the ball. Just then the Fairy Godmother appeared and said, 'Take this young girl as your wife, Prince; she is a good person and will be a wonderful wife.'

The Prince married Cinderella and they lived happily ever after.

## Comprehension

### A. Fill in the blanks.

1. Cinderella lived with her \_\_\_\_\_ and two stepsisters.
2. Cinderella grew up to be a \_\_\_\_\_ girl.
3. The stepsisters left for the \_\_\_\_\_, leaving Cinderella at home.
4. The \_\_\_\_\_ called Cinderella from the garden.
5. The Prince found Cinderella's \_\_\_\_\_.

### B. Answer these questions.

1. How did Cinderella's stepmother behave with her?
2. Why did the King's messenger come to Cinderella's doorstep?
3. Why was the King organising the royal ball?
4. Why did Cinderella's stepmother not want her to attend the royal ball?
5. What did the Fairy Godmother ask Cinderella to bring?

### C. Think and answer.

1. Why did the Fairy Godmother help Cinderella?
2. Why did the Fairy Godmother ask the Prince to marry Cinderella?
3. Cinderella's stepmother was cruel to her and her stepsisters also did not like her. Do you think it was right? How will you feel if someone treats you like that?



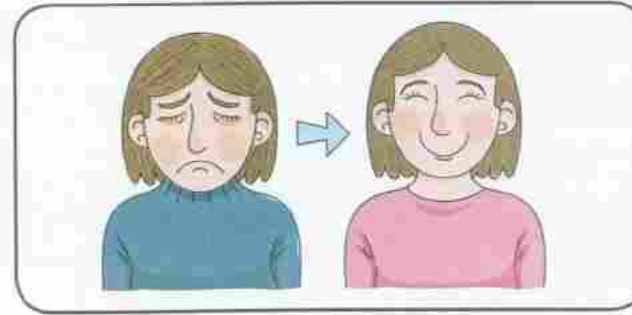
## Word Wonder

Look at these pictures.



dry

wet




sad

happy



open

close



right

wrong

Dry is the opposite of **wet**, sad is the opposite of **happy**, open is the opposite of **close** and right is the opposite of **wrong**.

Words that are opposite in meaning are called **antonyms**.

For some words, we add **dis-** or **un-** before the words to make their antonyms.

For example,

- |                          |                    |
|--------------------------|--------------------|
| ▶ cover—uncover          | ▶ well—unwell      |
| ▶ able—unable            | ▶ real—unreal      |
| ▶ obey—disobey           | ▶ agree—disagree   |
| ▶ satisfied—dissatisfied | ▶ honest—dishonest |



## A. Replace the highlighted words in the sentences with their suitable antonyms from the box.

difficult   raw   clean   small   narrow

1. My mother keeps the house **dirty**.
2. This city has a lot of **wide** roads.
3. Mary had a **huge** lamb.
4. These mangoes are **ripe**.
5. This year the exam was very **easy**.

## B. Add un- or dis- before these words to make their opposites and write the new words in the blanks.

- |                   |                     |
|-------------------|---------------------|
| 1. believe _____  | 2. grateful _____   |
| 3. friendly _____ | 4. respectful _____ |
| 5. like _____     | 6. kind _____       |

## Learn About Language

Read the conversation between Kevin and Aliya.

Hello, my name is **Kevin** and this is my best friend, **Aliya**.

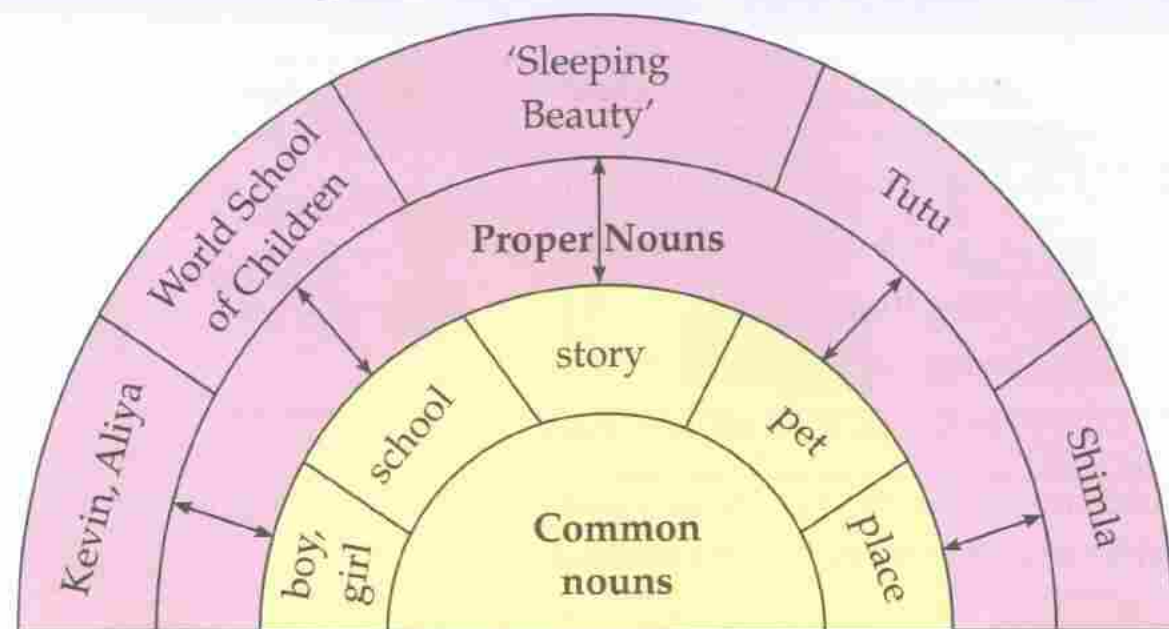
Hello! **Kevin** and I go to the same **school**. The name of our school is **World School of Children**.

Aliya loves to read stories and her favourite **story** is '**Sleeping Beauty**'.

Kevin has a pet **fish** and its name is **Tutu**. Our parents are taking us to **Shimla**. It is a beautiful **place**.



Let us read the chart given below.



**Common nouns** are the general names shared by all people, animals, places or things that belong to a specific group. For example, man, teacher, city, river and dog.

**Proper nouns** are the special names given to particular people, places, animals and things. For example, Mary, Delhi, Diwali and July.

Proper nouns always begin with a capital letter.

A. Look at the pictures given below. Label the proper nouns as P and the common nouns as C.



B. Underline the common nouns and circle the proper nouns in these sentences. One has been done for you.

1. (Rose) is my friend.
2. Aquapark is near my school.
3. Mr William has bought a boat.
4. Mount Everest is the tallest mountain.
5. I have a pet fish named Bruno.



### Language Lab

A. Listen to the sentences and colour the picture to match the description. You can colour the rest of the picture in colours of your choice.





B. Work in pairs and take turns to tell each other three things about yourself.

### Composition

This is Priya. She is introducing herself. Let us read her introduction.



Hi, I am Priya.

I study in Grade 2.

My birthday is on 2 August.

My favourite story is 'Hansel and Gretel'.

I love to eat chocolates.

I love my pet, Fruity.

Paste your photograph in the box. Then, complete your introduction.



Hi, I am \_\_\_\_\_.

I study in \_\_\_\_\_.

I am \_\_\_\_\_ years old.

I \_\_\_\_\_.

I \_\_\_\_\_.

I \_\_\_\_\_.

I \_\_\_\_\_.

### Activity



Read a fairy tale. Prepare a stick puppet of your favourite character and enact your favourite part of the story.



Further Reading: *Rapunzel* by Brothers Grimm

